


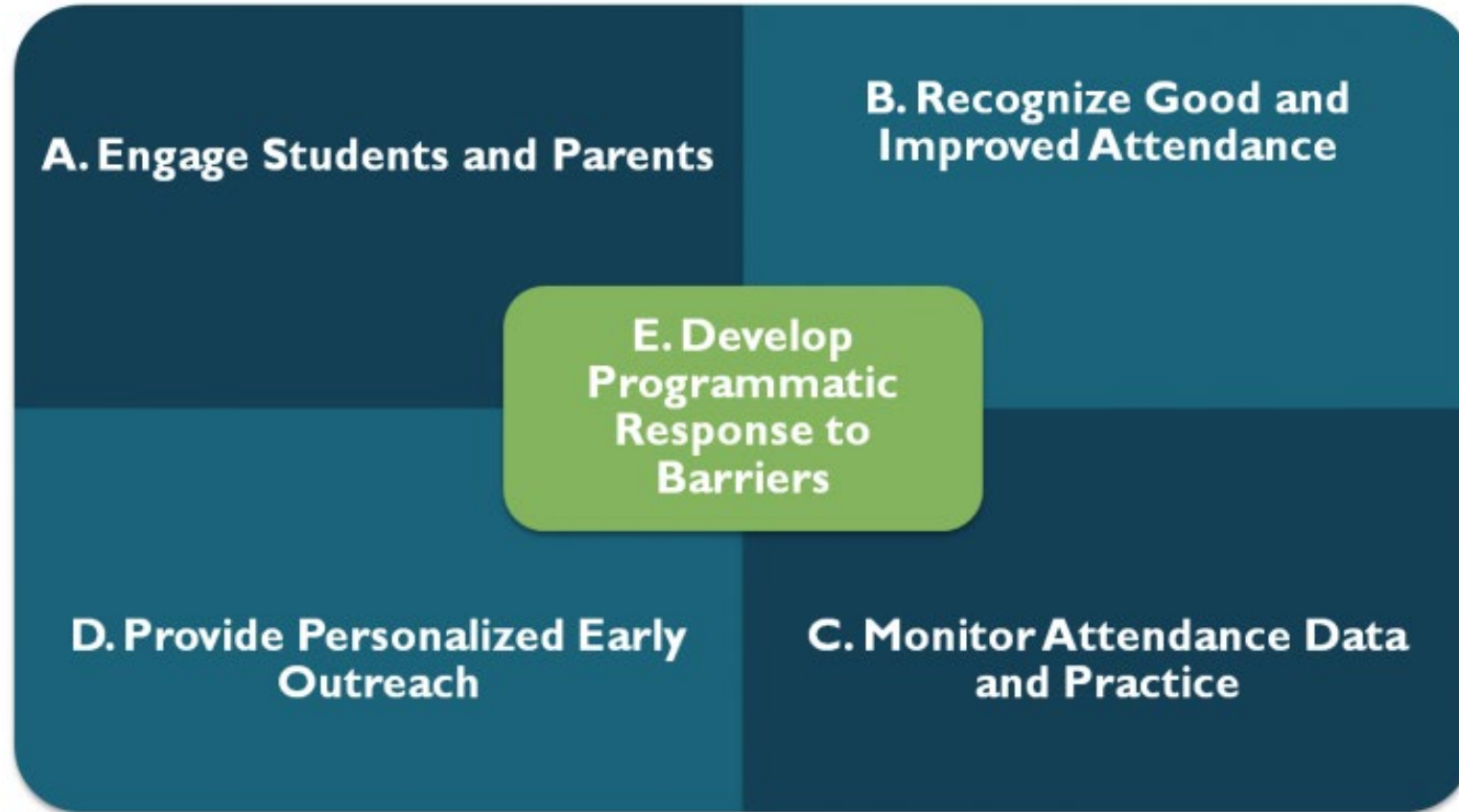
ATTENDANCE

September 7, 2022

PEIMS Coordinators Monthly Meeting




SOURCE: ATTENDANCE WORKS



ADDRESSING STUDENT ENGAGEMENT

- What is your school messaging on promoting school attendance?
 - How do you involve the community?
- What strategies does your LEA do to engage students and their families?
- How do you measure effort are working or address their needs?

ATTENDANCE DATA



- Chronic absence
 - By Grade (for Most Recent School Year)
 - By Grade Over Time (for 3 years)
 - By Gender
 - By Special Education status
 - By English Learner status
 - By Economic Disadvantage
 - By Zip Code
 - Census Block Group
- By Discipline/ISS/OSS/DAEP
- List of Students by Tier for monitoring and intervention

<i>ovramid.</i>	
Chronic Absence Tier	N
Tier 3: Severe chronic absence (missing 20% or more of total school days)	
Tier 2: Moderate chronic absence (missing 10-19.9% of total school days)	
Tier 1b: At risk attendance (missing 5-9.9% of total school days)	
Tier 1a: Satisfactory attendance (missing less than 5% of total school days)	

Student_ID	First Name	Last Name	Days Present	Days Absent	Prev Year Chronic Absence	Chronic Absence Rat	Chronic Absence Tier	Color coding	up." Check
Region One Education Service Center									

USING ATTENDANCE DATA TO INFORM

- Do staff at your school routinely have access to real-time, actionable attendance data?
- Do you use attendance data (quantitative and qualitative) to determine what strategies to implement?
- How does your LEA use attendance data to inform your approach to reducing student absenteeism?

RESOURCES

- Attendance Works
 - [Letters to Families](#)
 - [Webinar: What Works to Sustain Engagement and Attendance Sept 28](#)